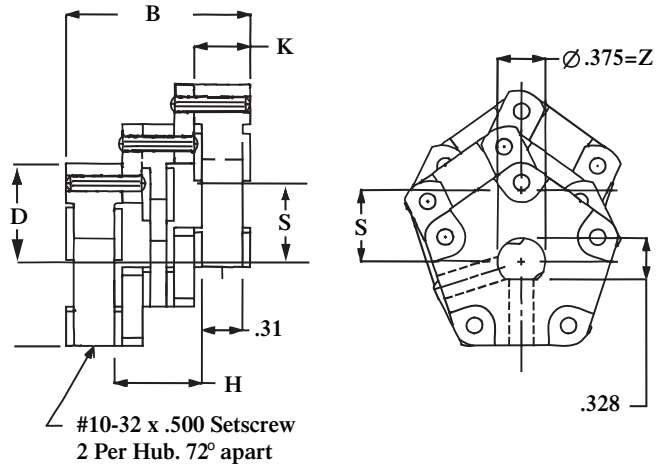

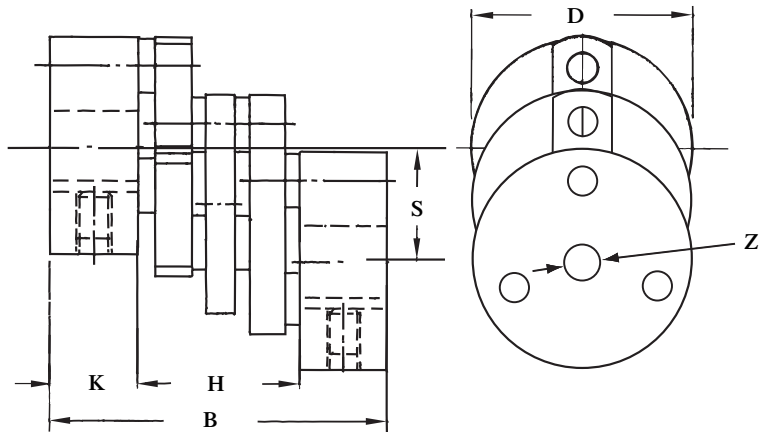


# SCHMIDT **L100 SERIES** COUPLINGS

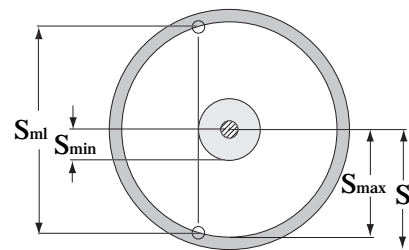
L115A Model



L119A Model



Coupling Designation		Part No.					
		L115A	L119A				
Coupling Dimensions (in)	Disc Diameter	D	1.562	1.900			
	Coupling Length $\pm 0.040$	B	1.438	2.927			
	Shaft Bore Diameter (Bore Tolerance +0.002-0.000)	Z	0.375 (d-shaped bore)	0.500	0.625		
				0.750	0.875		
				Disc Width	K	0.438	0.750
				Shaft Separation	H	0.682	1.427
	Shaft Displacement	S	0.625	1.000			
	Minimum Operational Shaft Displacement	S <sub>min</sub>	0.156	0.250			
	Maximum Operational Shaft Displacement	S <sub>max</sub>	0.562	0.900			
	Maximum Linear Operational Shaft Displacement	S <sub>ml</sub>	1.080	1.728			
	Coupling Weight (Lb)		0.400	1.400			
	Inertia Wk <sup>2</sup> (Lb-In <sup>2</sup> )		0.100	0.555			



Recommended operational area for shaft displacement

Performance Data				
Coupling Designation	Maximum Torque Capacity* (In-Lb)	Horsepower Capacity	Practicle Speed Limit (rpm)	Lowest Speed Limit for Maximum Torque (rpm)
L115A	140	0.37	4,000	160
L119A	400	0.50	3,000	80

Notes: \*The maximum torque capacity of the coupling is based on a 5,000 psi bearing unit load